

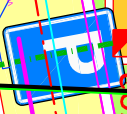
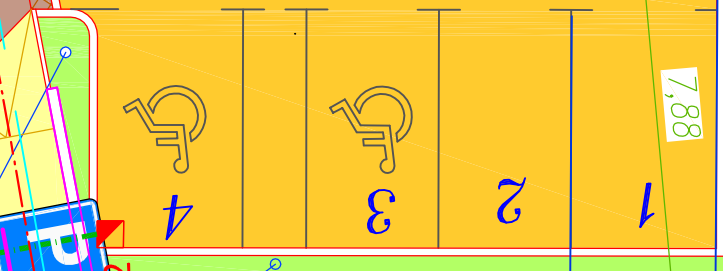
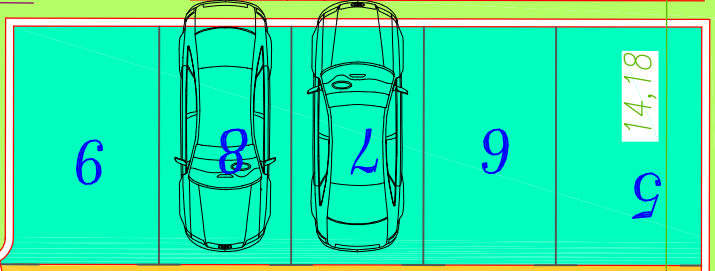
h ≈ 1,5m
BUDE OPATŘENO
ZÁBRADLÍM

VN

PLNĚ C
(L=80m)

SS3
SD3

SS4
SD4



ŘD 1

50m²

OPĚRNÁ
STĚNA
L=8m
h ≈ 0,9m